

2021

CONTEMPORARY

COLLECTION



C.H.I.®
OVERHEAD DOORS

The Quality Garage Door.™

Original Style. Endless Options.

Explore infinite possibilities with the Contemporary Collection from C.H.I. Overhead Doors.

A perfect complement to both traditional and modern architecture, the Contemporary Collection brings simplistic styling and bold originality to your home's exterior.



Planks shown in accents woodtones cedar with optional plain stacked black frame windows and plain glass.

Find Your Perfect Match

Modern flush exteriors and custom window placement for a distinctive look in any neighborhood.



STERLING

The embodiment of minimalist design, Sterling doors uniquely combine glass and steel for an ultra-sleek profile.



PLANKS

Horizontal grooves lend texture and interest to Planks doors, creating depth and subtle dimension.



SKYLINE FLUSH

Elevate your home's style with crisp, clean lines and a geometric silhouette.



WANT TO SEE MORE?
Visit chiohd.com/sterling



SECTIONS
5 Years

SPRINGS
3 Years

HARDWARE
6 Years

Sterling shown in optional burnished slate and two rows of tinted infinity glass.

STERLING



Sterling shown in tinted infinity glass.



Sterling shown in optional matte black and one row of tinted infinity glass.

Model Chart

BEST

Panel Style / Model Number

Smooth

2717

Section Construction


2in. Thick - 2-Sided Steel

Section Material

24² Ga. Steel

Insulation Type

Polyurethane



Thermal Rating

R-15.07



Personalizing Options

Colors¹

35 Colors [see below]

Window Style

Infinity³

Glass

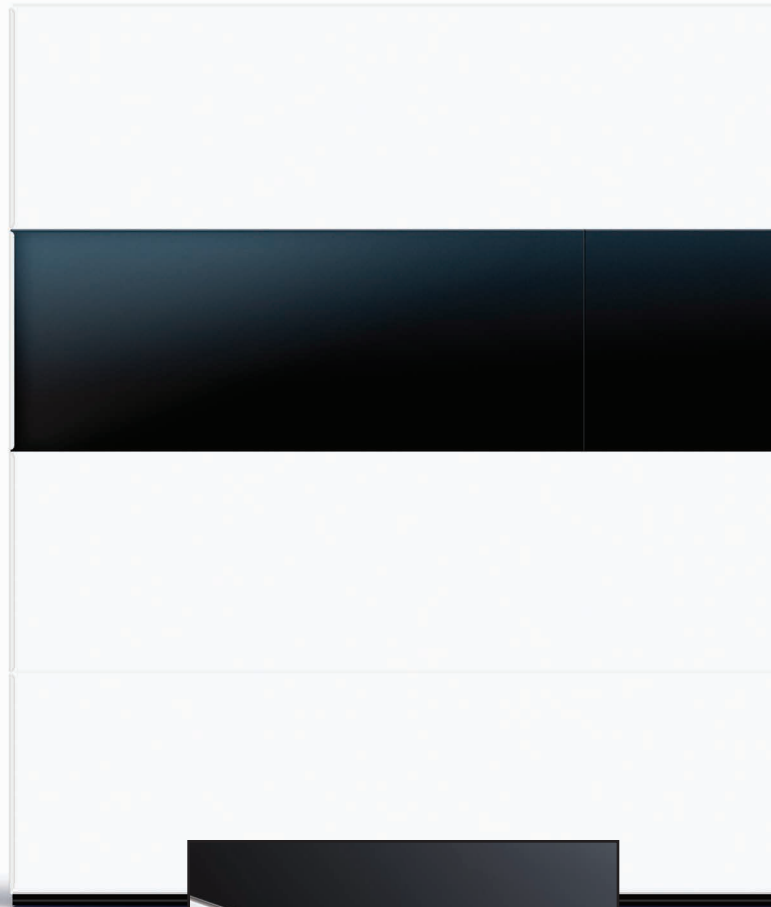
Tinted

Warranty

Limited 5-Year Warranty


¹ Refer to your local C.H.I. Dealer for exact color match. ² Lower steel gauge [ga.] number indicates stronger steel. ³ Glass sections are available with or without cutouts.

† Slight uneven surface on steel sections is not considered an imperfection.



Section Detail

Flush steel surface for a completely smooth surface. Available with option for frameless tinted glass on any section, providing a seamless transition from one surface to the next.



Personalizing Options For all options see page 15.

Sterling STANDARD COLORS¹



Sterling CUSTOM COLORS¹





WANT TO SEE MORE?
Visit chiohd.com/planks



Planks shown in optional accents woodtones driftwood.




Planks shown in optional accents woodtones carbon oak, stacked windows, and tinted glass.

PLANKS



Planks shown in white.



Section Detail




Recessed horizontal accent lines on a textured surface provide a linear plank appearance with the flexibility of multiple window size, placement, and glass options.




Pictured above: Shown in accents woodtones natural oak.
Picture left: Shown in white.



Planks shown in accents woodtones dark oak.

| | | | |
|--|------------------|---------|----------|
|  | SECTIONS | SPRINGS | HARDWARE |
| | Limited Lifetime | 3 Years | 6 Years |


Model Comparison Chart

| BETTER | | | | BEST | | |
|---|---|------|------------------------|---|------|------------------------|
| Panel Style / Model Number ³ | | | | | | |
| Planks | 2327 | 2347 | 2357 | 2328 | 2348 | 2358 |
| Section Construction | 2in. Thick - 2-Sided Steel | | | 2in. Thick - 2-Sided Steel | | |
| Section Material | 27 ² Ga. Steel | | | 27 ² Ga. Steel | | |
| Insulation Type | Polystyrene | | | Polyurethane | | |
| |  | | |  | | |
|  Thermal Rating | R-10.29 | | | R-17.54 | | |
| Personalizing Options | | | | | | |
| Colors ¹ | White, Almond, Sandstone, Brown, Bronze, Gray, Black, and Graphite are available on all Models. | | | | | |
| Desert Tan | | | | • | • | • |
| Powder Coating ¹ | 188 colors available on all Models. | | | | | |
| Accents Woodtones ¹ | All Accents Woodtones ¹ are available on all Models. | | | | | |
| Windows ³ / Inserts | Short | Long | Oversized ⁴ | Short | Long | Oversized ⁴ |
| Inserts | Short | Long | Oversized ⁴ | Short | Long | Oversized ⁴ |
| Glass | Plain, Frosted, Tinted, Obscure, Glue Chip, and Seeded are available on all Models. | | | | | |
| Designer Glass | All Designer Glass are available on all Models. | | | | | |
| Warranty | Limited Lifetime Warranty is available on all Models. | | | | | |


¹ Refer to your local C.H.I. Dealer for exact color and woodtones match. ² Lower steel gauge [ga.] number indicates stronger steel. ³ Model number indicates construction, window and panel style. ⁴ Long [41in. x 13in.] windows will be substituted in doors with windows in 18in. sections.

Personalizing Options For all options see page 15.

COLORS¹



ACCENTS WOODTONES¹

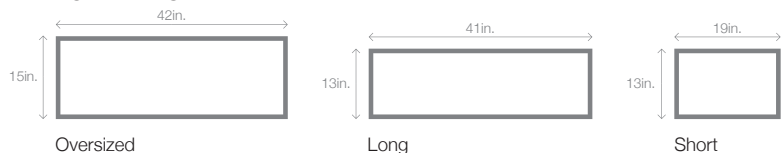


POWDER COATING¹



Our in-house powder coating provides multiple color options while providing a maintenance free, durable finish.

WINDOW TYPES





WANT TO SEE MORE?
Visit chiod.com/skyline-flush



Skyline Flush shown in white with optional stacked windows and tinted glass.



Skyline Flush shown in black with optional stacked windows and tinted glass.


SKYLINE FLUSH



Skyline Flush shown in optional accents woodtones mahogany, stacked windows, and frosted glass.



Skyline Flush shown in sandstone.



Section Detail



Design free, textured surface available in solid colors and Accents Woodtones highlight the style and placement of multiple window size and glass options.



Skyline Flush shown in accents woodtones cedar with optional plain stacked black frame windows and tinted glass.






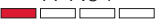




SECTIONS
Limited Lifetime

SPRINGS
3 Years

HARDWARE
3 & 6 Years


Model Comparison Chart

| GOOD | | | | BETTER | | | | BEST | | | | | | |
|---|--|------|---------------------------|--------|---|------|---------------------------|------|--|------|------------------------|--|------|------------------------|
| Panel Style / Model Number ³ | | | | | | | | | | | | | | |
| Flush | 2150 | 4150 | 2140 | 4140 | 2151 | 4151 | 2141 | 4141 | 2127 | 2147 | 2157 | 2128 | 2148 | 2158 |
| Section Construction | 2in. Thick - 1-Sided Steel | | | | 2in. Thick - 1-Sided Steel with Vinyl Back | | | | 2in. Thick - 2-Sided Steel | | | 2in. Thick - 2-Sided Steel | | |
| Section Material | 25 ² Ga. Steel | | 24 ² Ga. Steel | | 25 ² Ga. Steel | | 24 ² Ga. Steel | | 27 ² Ga. Steel | | | 27 ² Ga. Steel | | |
| Insulation Type | No Insulation | | | | Polystyrene | | | | Polystyrene | | | Polyurethane | | |
| |  | | | |  | | | |  | | |  | | |
| Thermal Rating | —  | | | | R-7.94  | | | | R-10.29  | | | R-17.54  | | |
| Personalizing Options | | | | | | | | | | | | | | |
| Colors¹ | White, Almond, Sandstone, and Brown are available on all Models. | | | | | | | | | | | | | |
| Bronze | • | • | | | • | • | | | • | • | • | • | • | • |
| Gray | • | • | | | • | • | | | • | • | • | • | • | • |
| Desert Tan | • | • | | | • | • | | | | | | • | • | • |
| Black | • | • | | | • | • | | | • | • | • | • | • | • |
| Graphite | | | | | | | | | • | • | • | • | • | • |
| Powder Coating¹ | 188 colors available on all Models. | | | | | | | | | | | | | |
| Accents Woodtones¹ | | | | | | | | | • | • | • | • | • | • |
| Windows² / Inserts | Short | Long | Short | Long | Short | Long | Short | Long | Short | Long | Oversized ⁴ | Short | Long | Oversized ⁴ |
| Glass | Plain, Frosted, Tinted, Obscure, Glue Chip, and Seeded are available on all Models. | | | | | | | | | | | | | |
| Designer Glass | | | | | | | | | • | • | • | • | • | • |
| Warranty | Limited Lifetime Warranty is available on all Models. | | | | | | | | | | | | | |


1 Refer to your local C.H.I. Dealer for exact color and woodtones match. 2 Lower steel gauge [ga.] number indicates stronger steel. 3 Model number indicates construction, window, and panel style. 4 Long [41" x 13"] windows will be substituted in doors with windows in 18" sections.

Personalizing Options For all options see page 15.

COLORS¹



ACCENTS WOODTONES¹

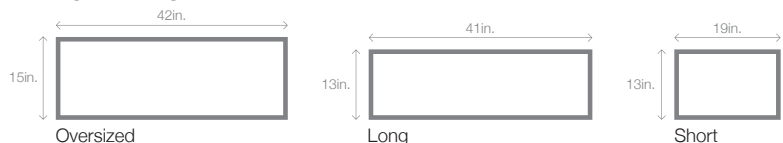


POWDER COATING¹



Our in-house powder coating provides multiple color options while providing a maintenance free, durable finish.

WINDOW TYPES



PERSONALIZING OPTIONS Not all options shown are available with every style.

We offer a variety of personalizing options to help your home stand out in your neighborhood. After choosing your door's style and color, add glass, window designs, or hardware to dramatically change the overall look of your door and add to your home's appeal.


Sterling **STANDARD COLORS***




Sterling **CUSTOM COLORS***



Planks and Skyline Flush **COLORS***



Planks and Skyline Flush **ACCENTS WOODTONES***



*Refer to your local C.H.I. Dealer for exact color and woodtones match.



Planks and Skyline Flush **POWDER COATING**

Our in-house powder coating provides 188 color options while providing a maintenance free, durable finish.

Powder Coating is not available on all models; refer to your local C.H.I. Dealer for more information.

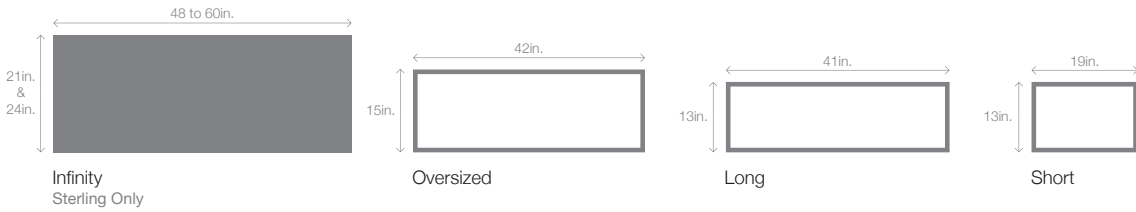


Contemporary Collection **WARRANTY**

Part of owning a C.H.I. garage door is knowing that you can rely on the industry's best warranty.


For more information visit, chiohd.com/support/warranty

Sterling, Planks, and Skyline Flush WINDOW TYPES

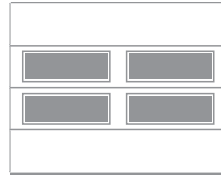


Sterling, Planks, and Skyline Flush WINDOW PLACEMENT INSPIRATION


Contemporary Collection doors offer customizable window placement for endless potential in unparalleled appearance and design.




Infinity - Sterling



Oversized - Planks / Skyline Flush



Long - Planks / Skyline Flush




Short - Planks / Skyline Flush



Planks and Skyline Flush GLASS



Plain available as single pane Polycarbonate




Frosted



Tinted



Obscure



Glue Chip




Seeded



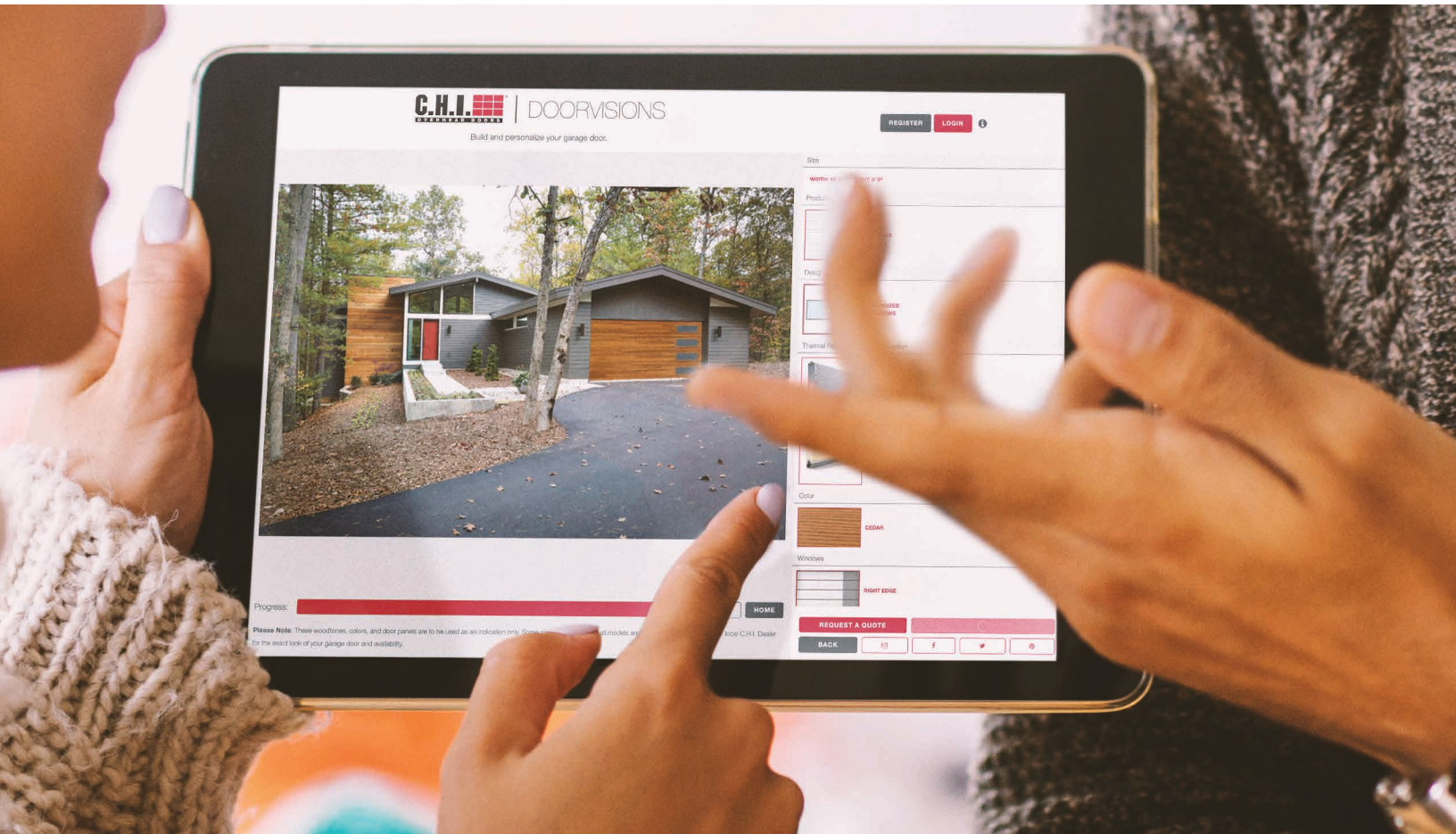
DESIGNER GLASS

Bring life to your garage door with a wide selection of designer glass options.



DECORATIVE INSERTS

An impressive addition to your garage door, decorative inserts give the illusion of divided-lites.



DOORVISIONS
Bring your vision to life.

C.H.I. DEALERS

A BETTER BUYING EXPERIENCE

All C.H.I. doors, replacement parts, and accessories are sold only through our network of C.H.I. dealers: dedicated professionals who install and service our doors with the same quality and workmanship we use to manufacture them.

chiohd.com | 1485 Sunrise Drive | Arthur, IL 61911 | USA

Your Local Garage Door Professional